

*This press release was distributed at the press conference of Ministry of Land, Infrastructure, Transport and Tourism.



Press Release

Palaceside Building, 1-1-1 Hitotsubashi,
Chiyoda-ku, Tokyo 100-0003 Japan
<http://daiwakantei.co.jp/>

For press — December 6, 2021

Daiwa Real Estate Appraisal publishes 'Asia Office Price Index' in 3Q 2021

Daiwa Real Estate Appraisal (Headquarters: Nishi-ku, Osaka/ President: Hiroyuki Hatae) releases 'Asia Office Price Index' in 3Q 2021.

<Summary of 'Asia Office Price Index', in 3Q 2021>

- Floor unit price of each city grade-A offices in 3Q 2021: Tokyo 14,986USD/m², Beijing 14,989USD/m², Shanghai 12,742USD/m², Hong Kong 24,370USD/m², Singapore 16,329USD/m², Seoul 8,848USD/m², Ho Chi Minh 6,654USD/m², Manila 6,202USD/m², Taipei 17,426USD/m² and Bangkok 5,670USD/m²

For further Information, please contact:

DAIWA REAL ESTATE APPRAISAL CO.,LTD.

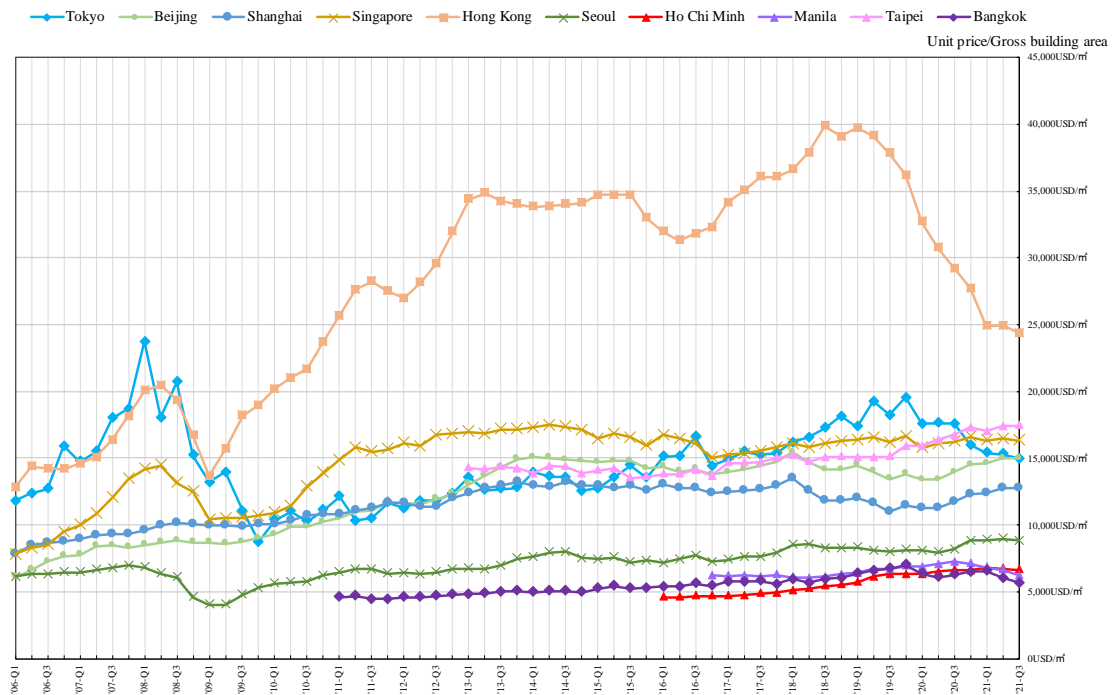
Kinya Murotsu, Tomoko Oguchi

TEL : +81-3-5219-3372 FAX : +81-3-5219-3222

daiwa-opi@daiwakantei.co.jp

‘Asia Office Price Index’

(Floor unit price of Grade-A offices in each city from 1Q 2006 to 3Q 2021)



		(USD/m)											
	AOPI	'18Q4	'19Q1	'19Q2	'19Q3	'19Q4	'20Q1	'20Q2	'20Q3	'20Q4	'21Q1	'21Q2	'21Q3
	Tokyo	18,121	17,353	19,235	18,210	19,530	17,594	17,644	17,555	16,007	15,367	15,307	14,986
	Beijing	14,128	14,448	14,012	13,442	13,801	13,386	13,400	13,944	14,510	14,595	14,958	14,989
	Shanghai	11,825	11,995	11,610	11,039	11,448	11,256	11,281	11,739	12,337	12,409	12,716	12,742
	Hong Kong	39,059	39,743	39,145	37,826	36,169	32,712	30,754	29,216	27,743	24,901	24,929	24,370
	Singapore	16,281	16,376	16,553	16,198	16,660	15,759	16,067	16,242	16,615	16,334	16,483	16,329
	Seoul	8,289	8,337	8,085	7,982	8,152	8,080	7,937	8,197	8,810	8,896	8,971	8,848
	Ho Chi Minh*1	5,540	5,700	6,120	6,310	6,310	6,310	6,520	6,660	6,600	6,765	6,716	6,654
	Manila*2	6,298	6,404	6,679	6,687	6,917	6,876	7,041	7,242	7,099	6,825	6,643	6,202
	Taipei*3	15,094	15,077	15,064	15,120	15,884	15,894	16,381	16,758	17,277	17,034	17,382	17,426
	Bangkok*4	6,040	6,341	6,617	6,736	6,996	6,365	6,066	6,263	6,488	6,540	6,030	5,670

*1 No Ho Chi Minh data prior to 1Q 2016

*2 No Manila data prior to 4Q 2016

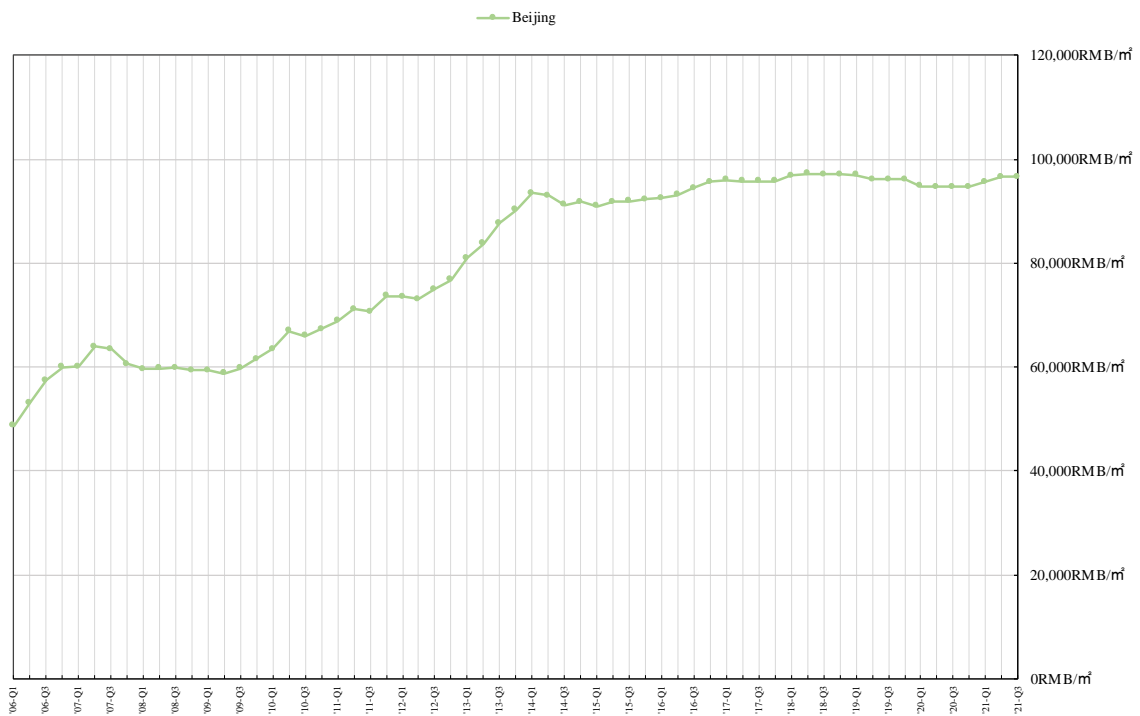
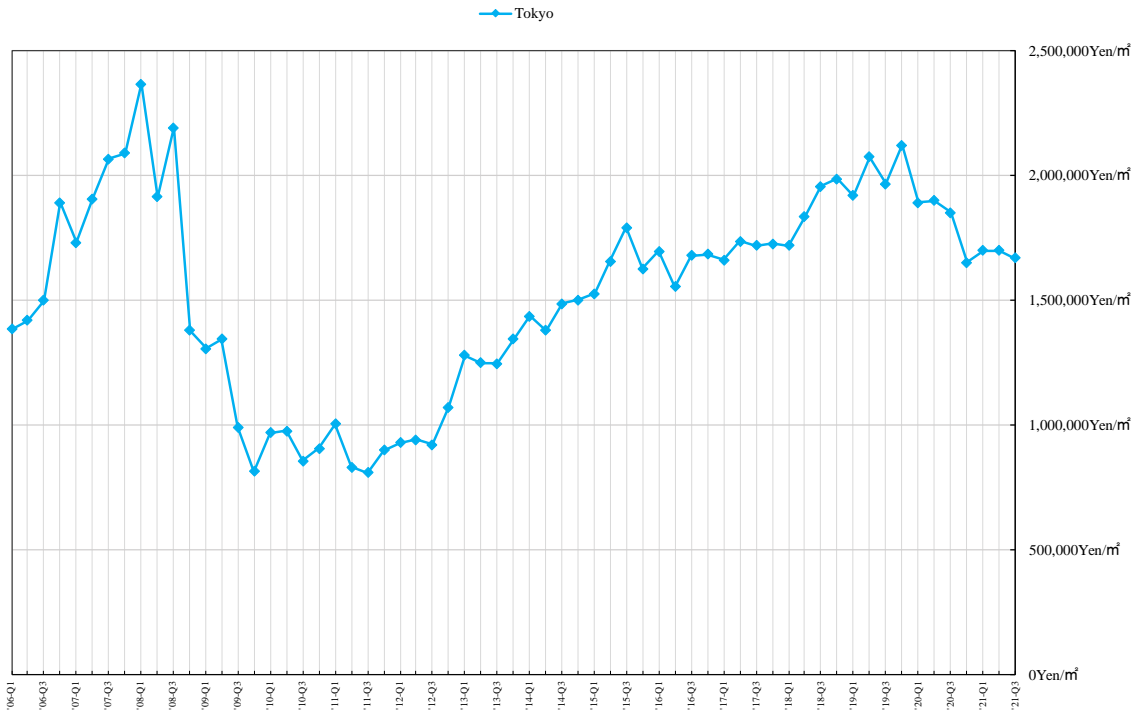
*3 No Taipei data prior to 1Q 2013

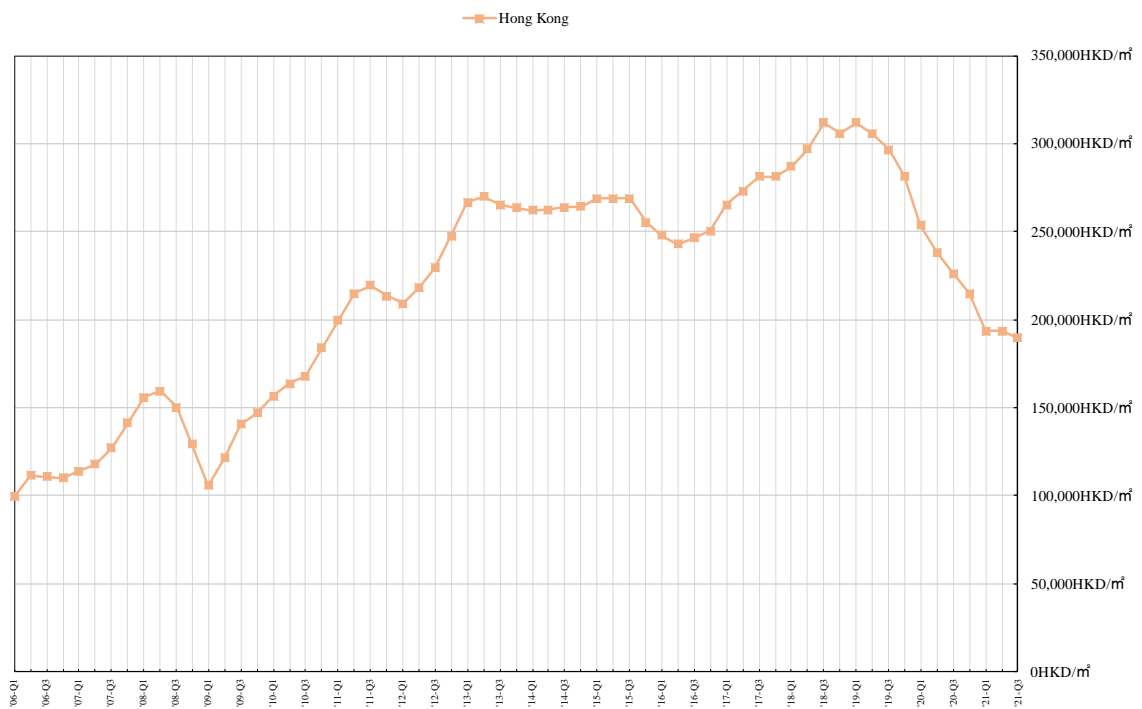
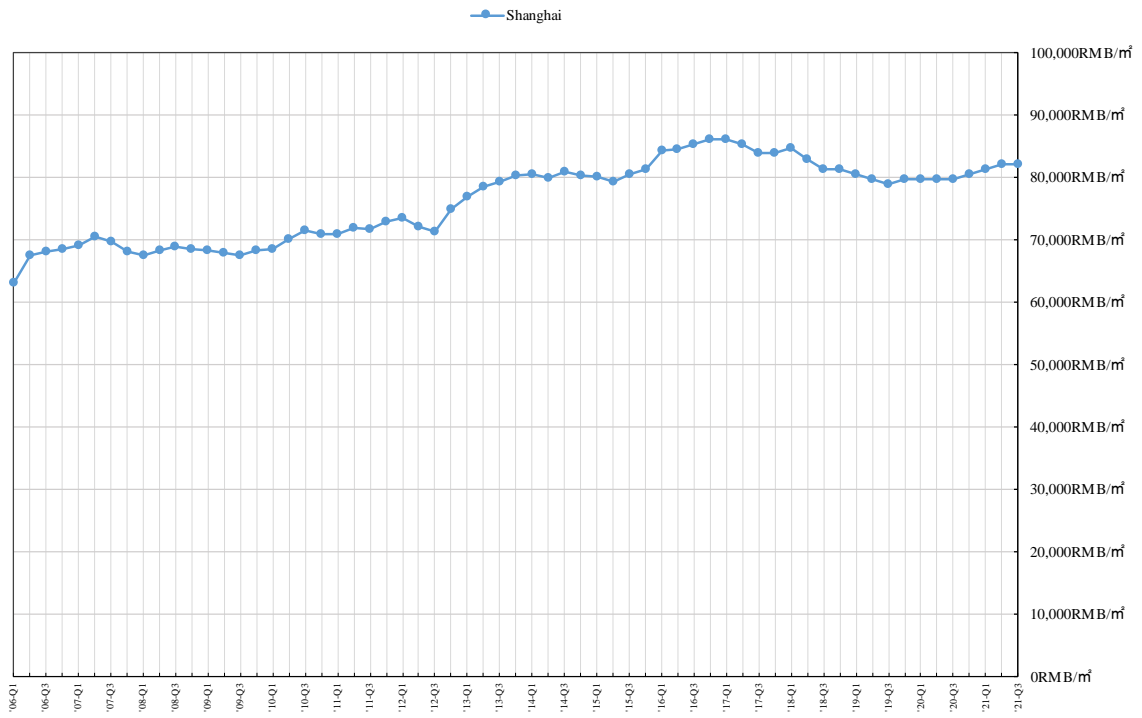
*4 No Bangkok data prior to 1Q 2011

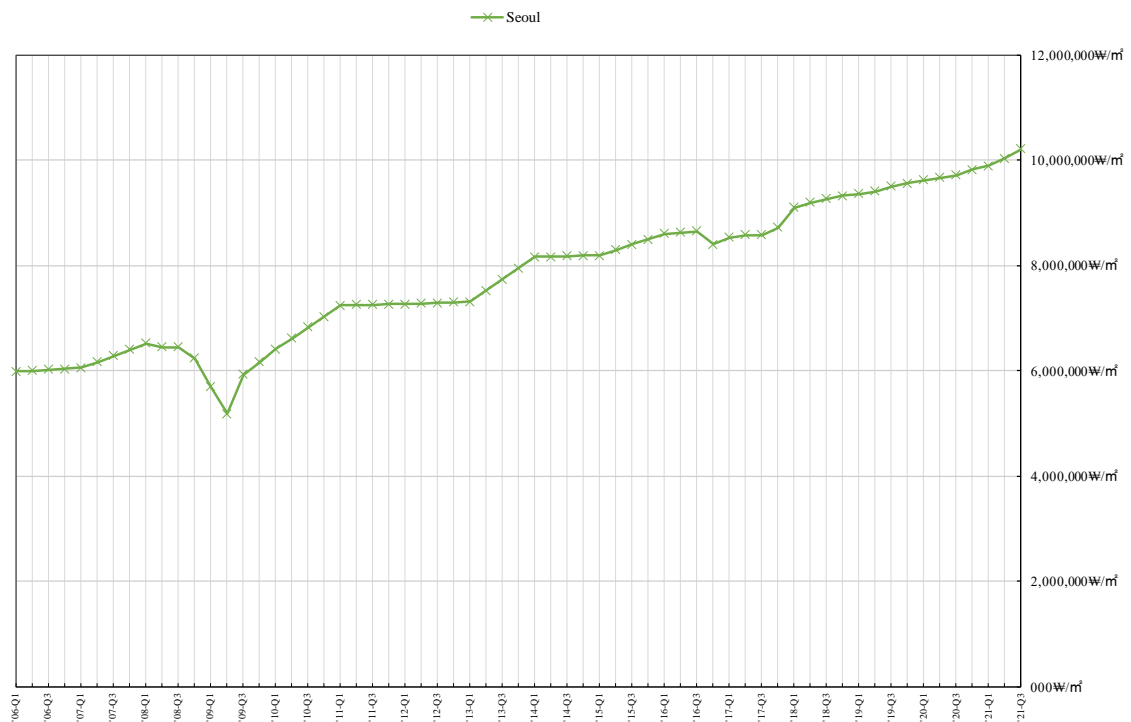
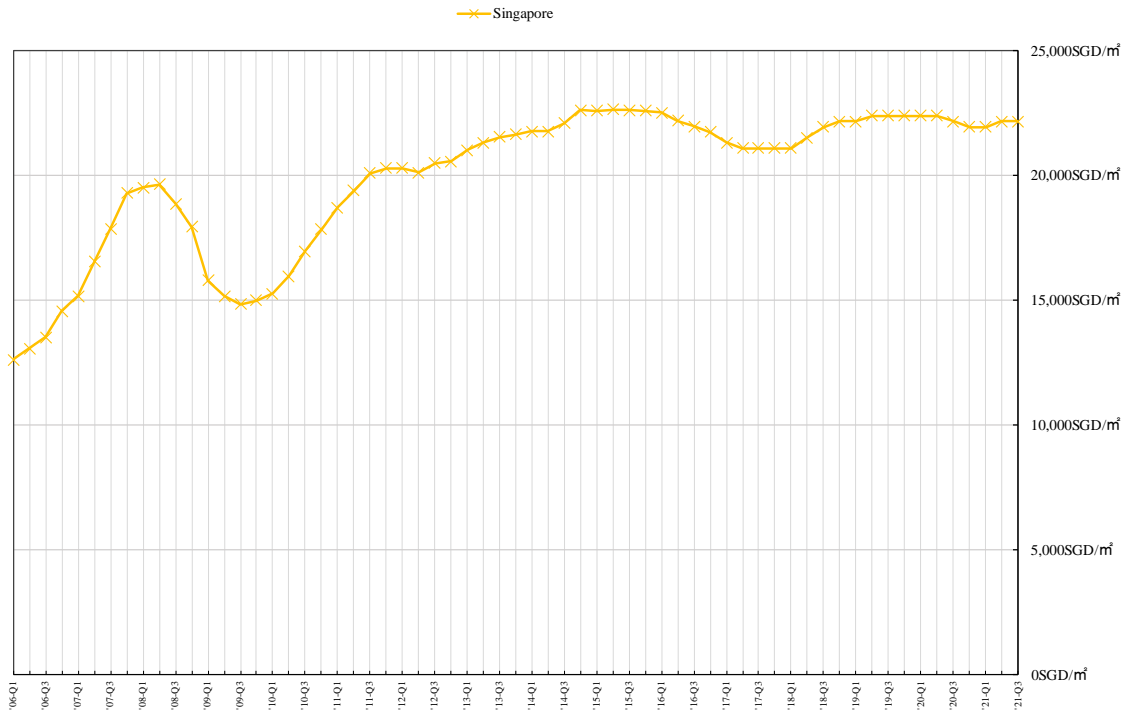
● Methodology of ‘Asia Office Price Index’

In the ‘Asia Office Price Index’, we have assumed the office buildings which have the same building standards as the ‘Office Price Index’ Grade-A offices in Central Tokyo. Price per GFA (Gross Floor Area, including common areas) is estimated by Daiwa and the alliance appraisal companies and is indicated in US dollars at the exchange rate at each reference date.

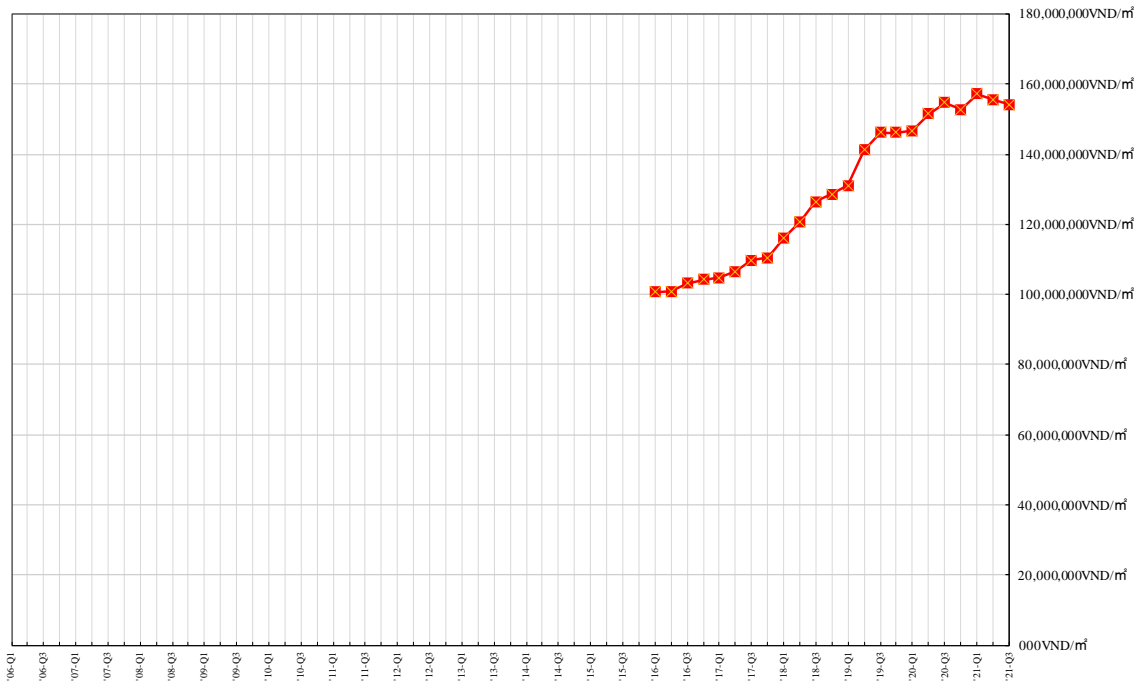
● Transition of 'Office Price Index' by currency of each country



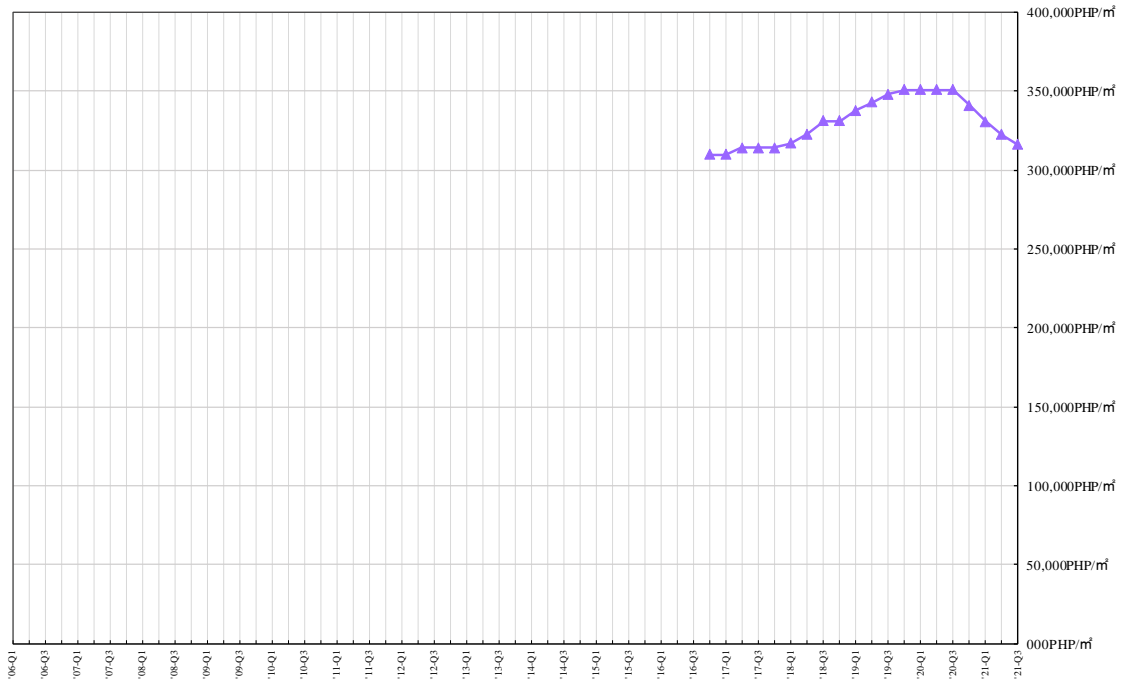


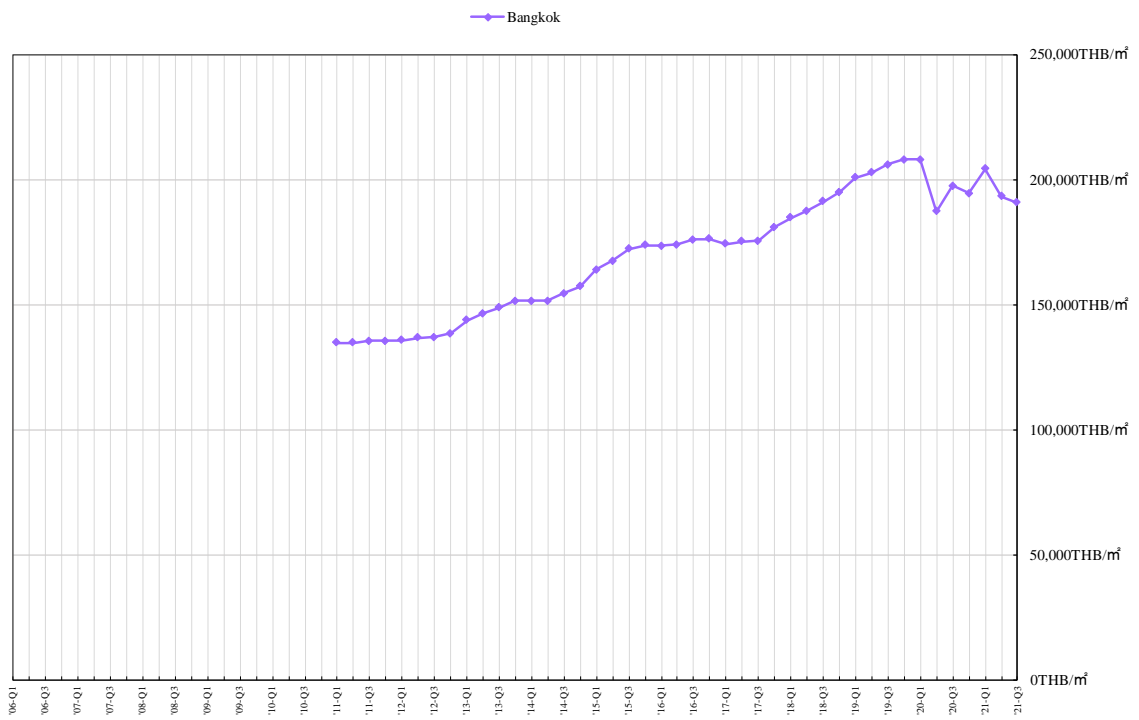
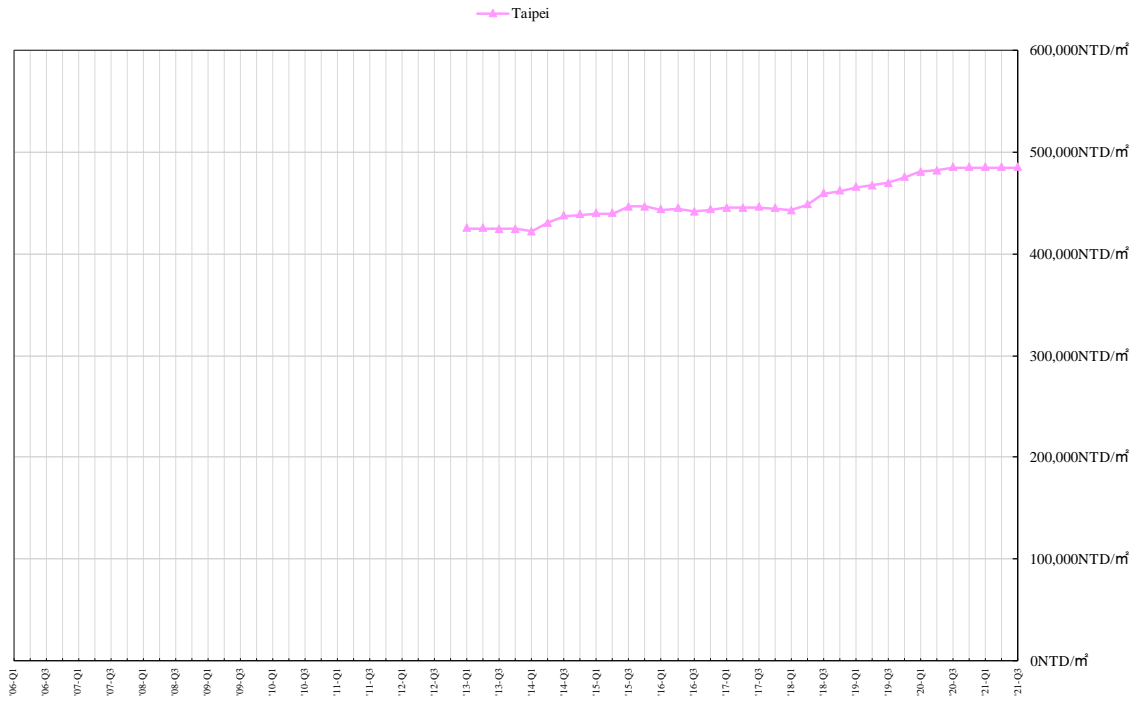


— Ho Chi Minh



— Manila





About DAIWA REAL ESTATE APPRAISAL

DAIWA REAL ESTATE APPRAISAL CO., LTD is an all-around consulting firm related to real estate with many license holders including licensed real estate appraisers and architects. We offer various consulting services including real estate appraisal, systematic valuation for property tax, real estate consulting, compensation consultation and architectural engineering including creating engineering reports and soil contamination assessment. DAIWA will help you create new business opportunities.

For further Information, please contact:

DAIWA REAL ESTATE APPRAISAL CO.,LTD.

Kinya Murotsu, Tomoko Oguchi

TEL : +81-3-5219-3372 FAX : +81-3-5219-3222

daiwa-opi@daiwakantei.co.jp