

*This press release was distributed at the press conference of Ministry of Land, Infrastructure,
Transport and Tourism.



Press Release

Palaceside Building, 1-1-1 Hitotsubashi,
Chiyoda-ku, Tokyo 100-0003 Japan
<http://daiwakantei.co.jp/>

For press— May 31, 2018

Daiwa Real Estate Appraisal publishes 'Asia Office Price Index' in 1Q 2018

Daiwa Real Estate Appraisal (Headquarters: Nishi-ku, Osaka/ President: Shigeo Watanabe)
releases 'Asia Office Price Index' in 1Q 2018 on May 31, 2018.

<Summary of 'Asia Office Price Index', in 1Q 2018>

- Floor unit price of each city grade-A offices in 1Q 2018: Tokyo 16,186USD/m², Beijing 15,444USD/m², Shanghai 13,503USD/m², Hong Kong 36,591USD/m², Singapore 16,106USD/m², Seoul 8,494USD/m², Ho Chi Minh 5,100USD/m², Manila 6,072USD/m², Taipei 15,215 USD/m², Bangkok 5,925USD/m² and Sydney 9,201USD/m²*

*Sydney's figure is as of 4Q 2017. It is released every two quarters.

For further Information, please contact:

DAIWA REAL ESTATE APPRAISAL CO.,LTD.

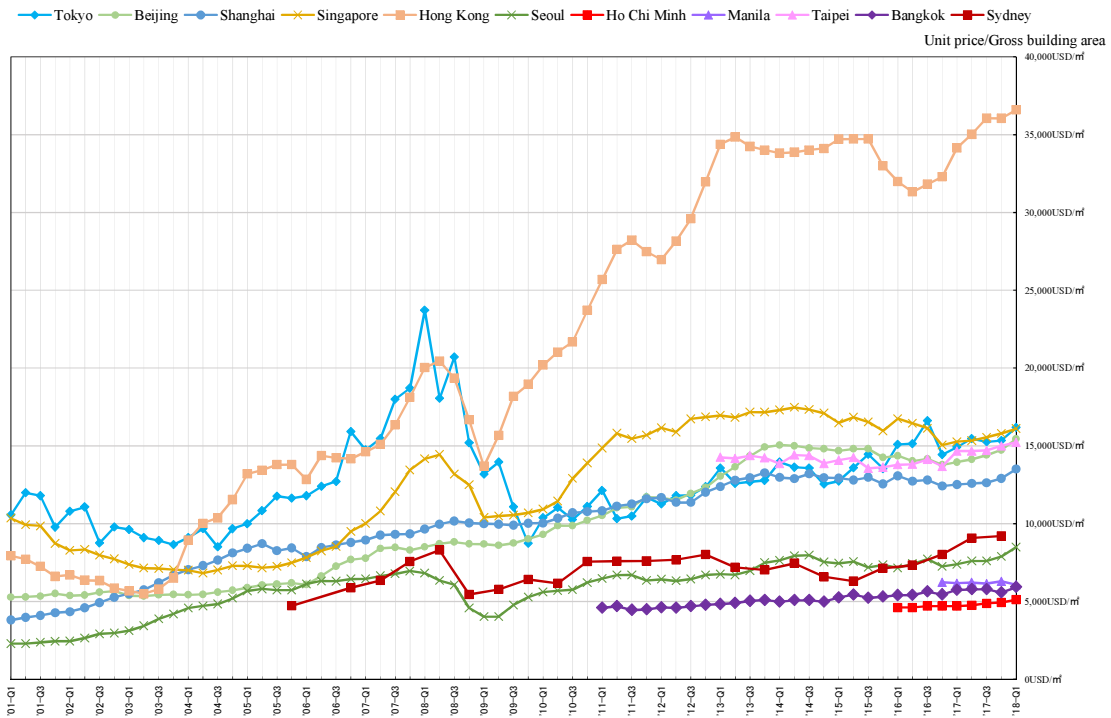
Kinya Murotsu, Yasuhiro Mori, Takafumi Shimoyama, Arisa Sato

TEL : +81-3-5219-3217 FAX : +81-3-5219-3221

daiwa-opi@daiwakantei.co.jp

‘Asia Office Price Index’

(Floor unit price of Grade-A offices in each city from 1Q 2001 to 1Q 2018)



	(USD/m ²)											
AOPI	'15Q2	'15Q3	'15Q4	'16Q1	'16Q2	'16Q3	'16Q4	'17Q1	'17Q2	'17Q3	'17Q4	'18Q1
Tokyo	13,585	14,454	13,538	15,096	15,138	16,605	14,427	14,912	15,465	15,261	15,340	16,186
Beijing	14,802	14,800	14,245	14,359	14,017	14,164	13,775	13,949	14,124	14,402	14,727	15,444
Shanghai	12,806	12,980	12,551	13,074	12,730	12,806	12,415	12,509	12,582	12,625	12,911	13,503
Hong Kong	34,718	34,717	32,984	31,972	31,321	31,805	32,291	34,150	35,020	36,046	36,037	36,591
Singapore	16,831	16,531	15,957	16,743	16,456	16,125	15,040	15,265	15,334	15,551	15,795	16,106
Seoul	7,559	7,194	7,346	7,164	7,423	7,719	7,259	7,393	7,602	7,602	7,889	8,494
Ho Chi Minh*1	-	-	-	4,610	4,610	4,700	4,700	4,700	4,750	4,880	4,930	5,100
Manila*2	-	-	-	-	-	-	6,223	6,176	6,222	6,148	6,290	6,072
Taipei*3	14,250	13,546	13,624	13,786	13,810	14,131	13,679	14,662	14,662	14,701	14,998	15,215
Bangkok*4	5,428	5,227	5,302	5,397	5,408	5,631	5,446	5,741	5,772	5,790	5,565	5,925
Sydney*5	6,305	-	7,135	-	7,321	-	8,022	-	9,073	-	9,201	-

*1 No Ho Chi Minh data prior to 1Q 2016

*2 No Manila data prior to 4Q 2016

*3 No Taipei data prior to 1Q 2013

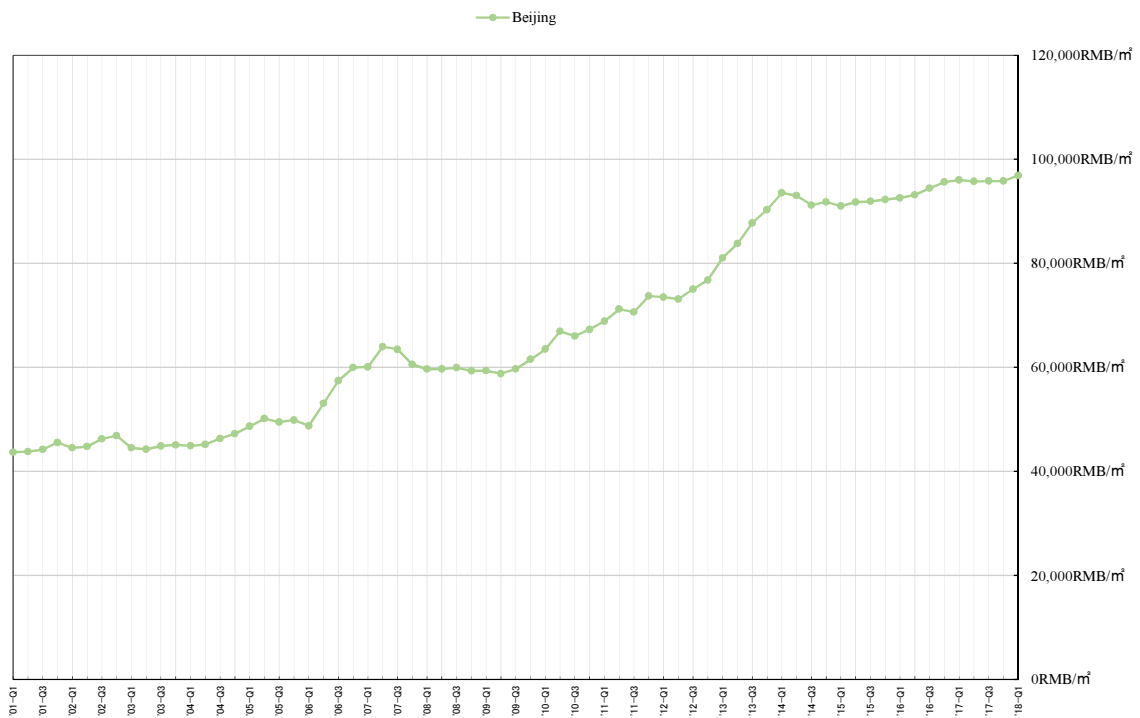
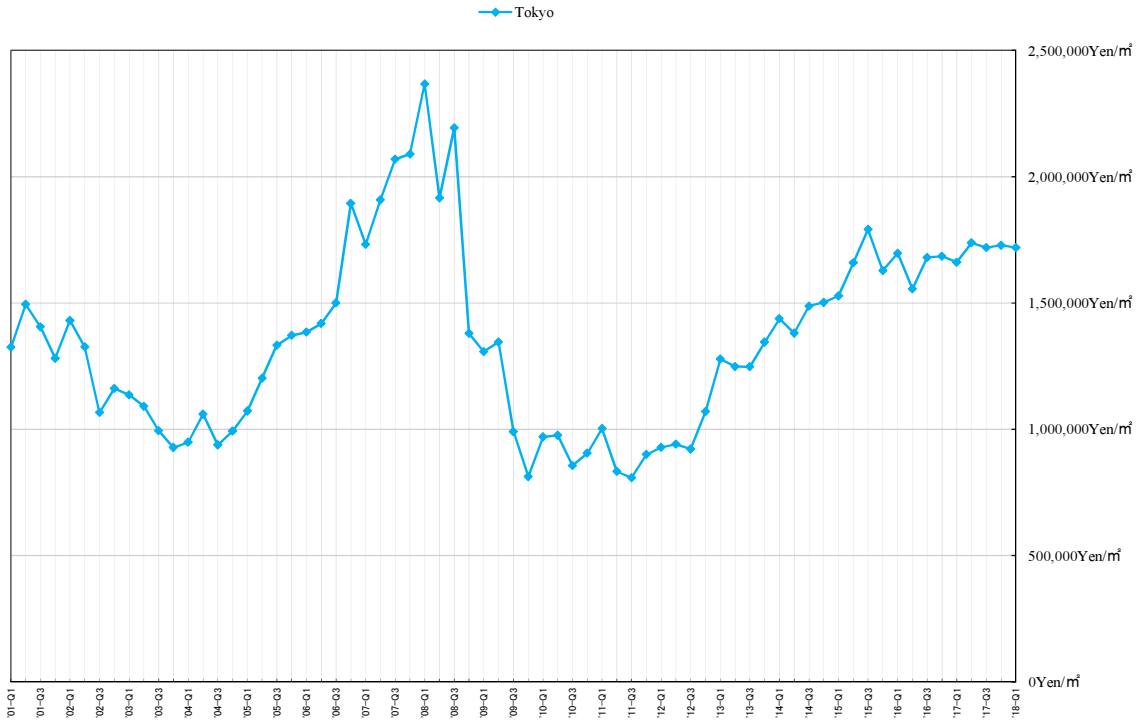
*4 No Bangkok data prior to 1Q 2011

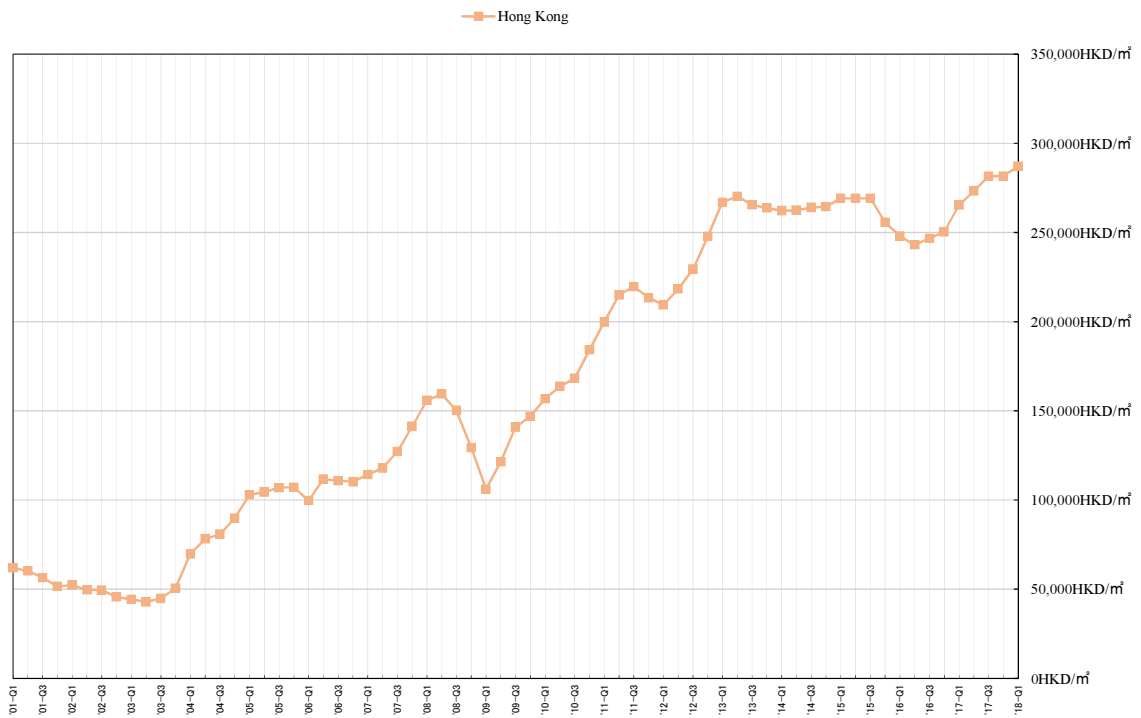
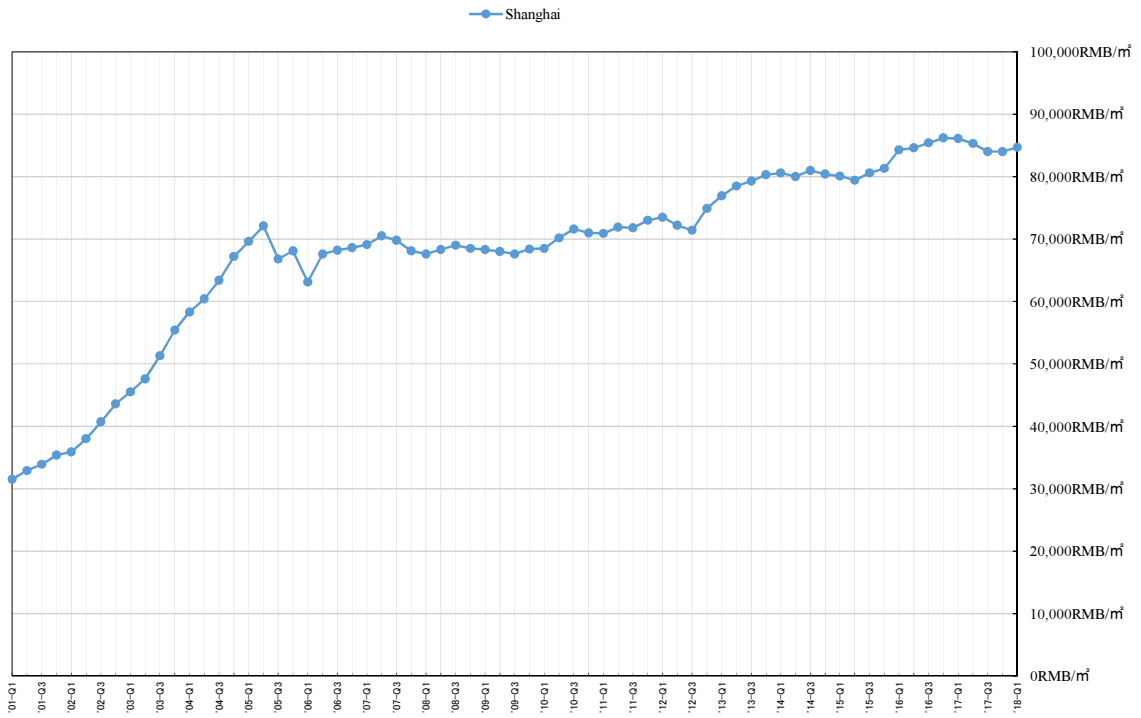
*5 No Sydney data prior to 4Q 2005. Sydney's data is released every two quarters.

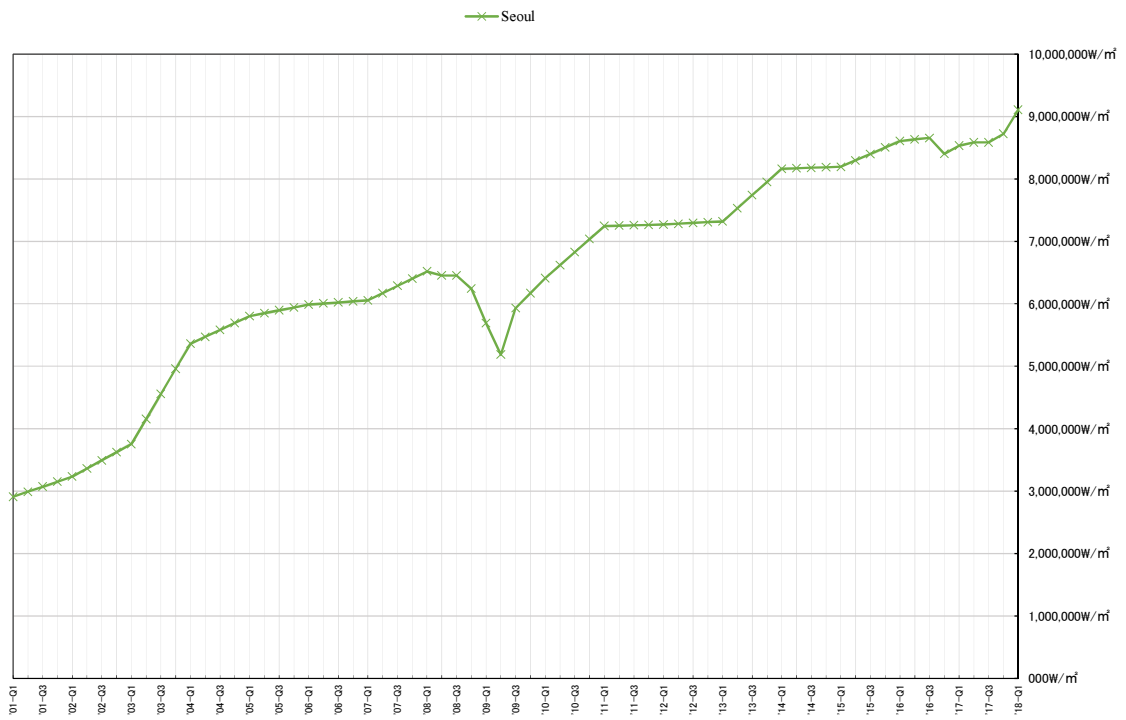
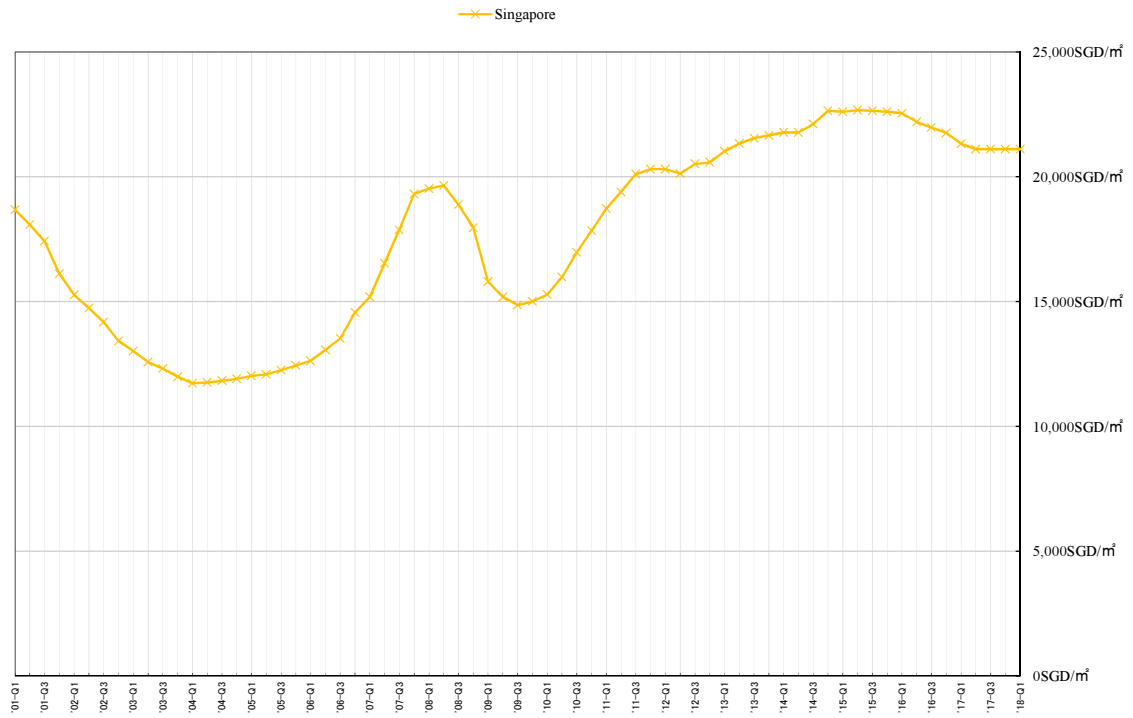
● Methodology of ‘Asia Office Price Index’

In the ‘Asia Office Price Index’, we have assumed the office buildings which have the same building standards as the ‘Office Price Index’ Grade-A offices in Central Tokyo. Price per GFA (Gross Floor Area, including common areas) is estimated by Daiwa and the alliance appraisal companies and is indicated in US dollars at the exchange rate at each reference date.

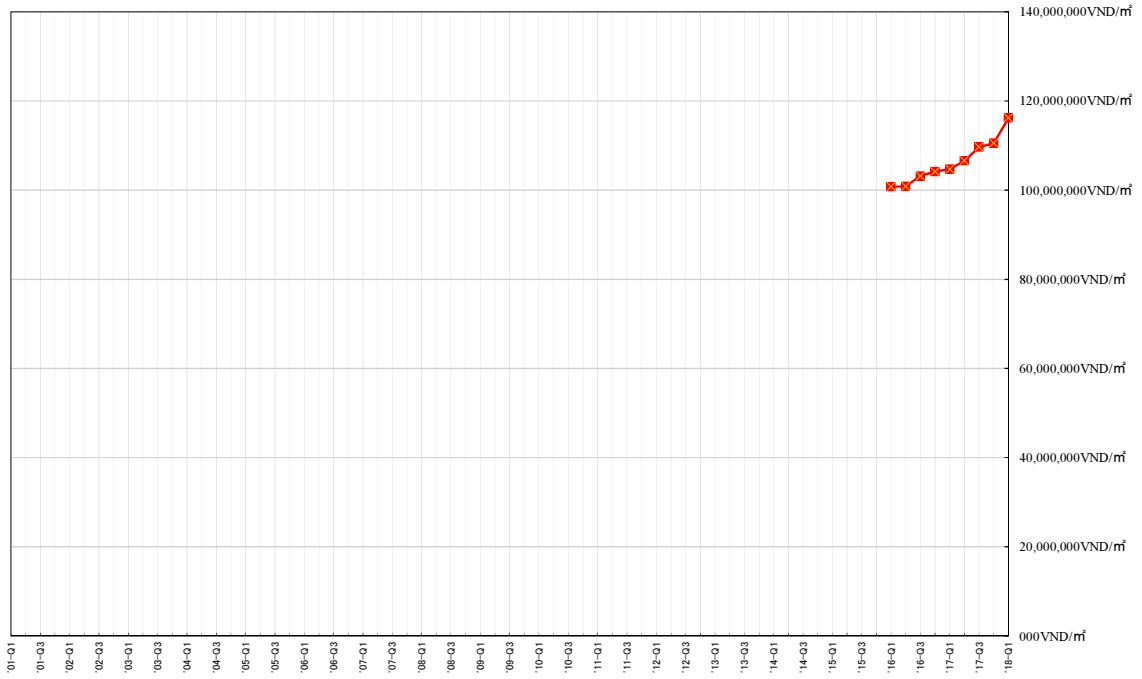
● Transition of 'Office Price Index' by currency of each country



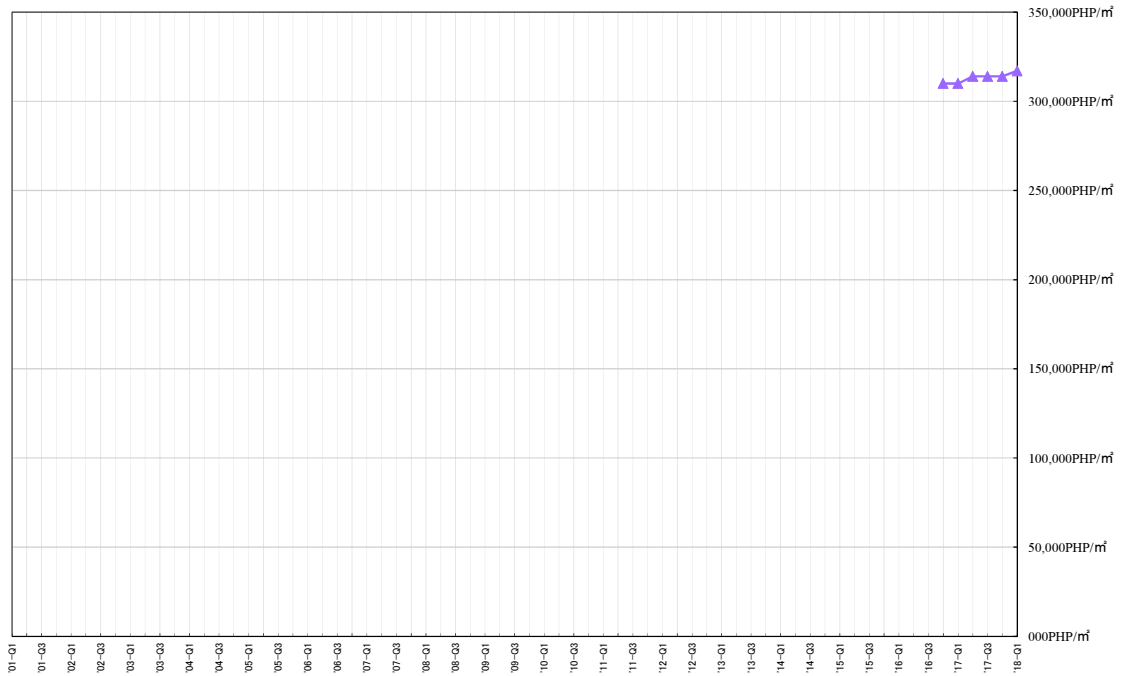


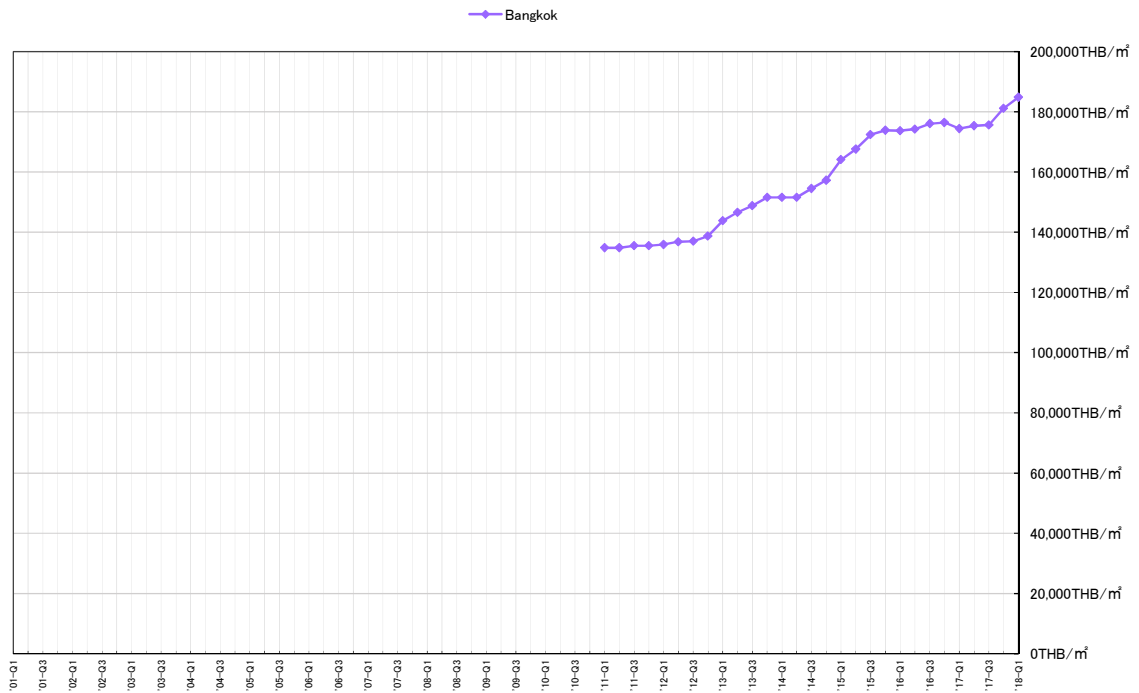
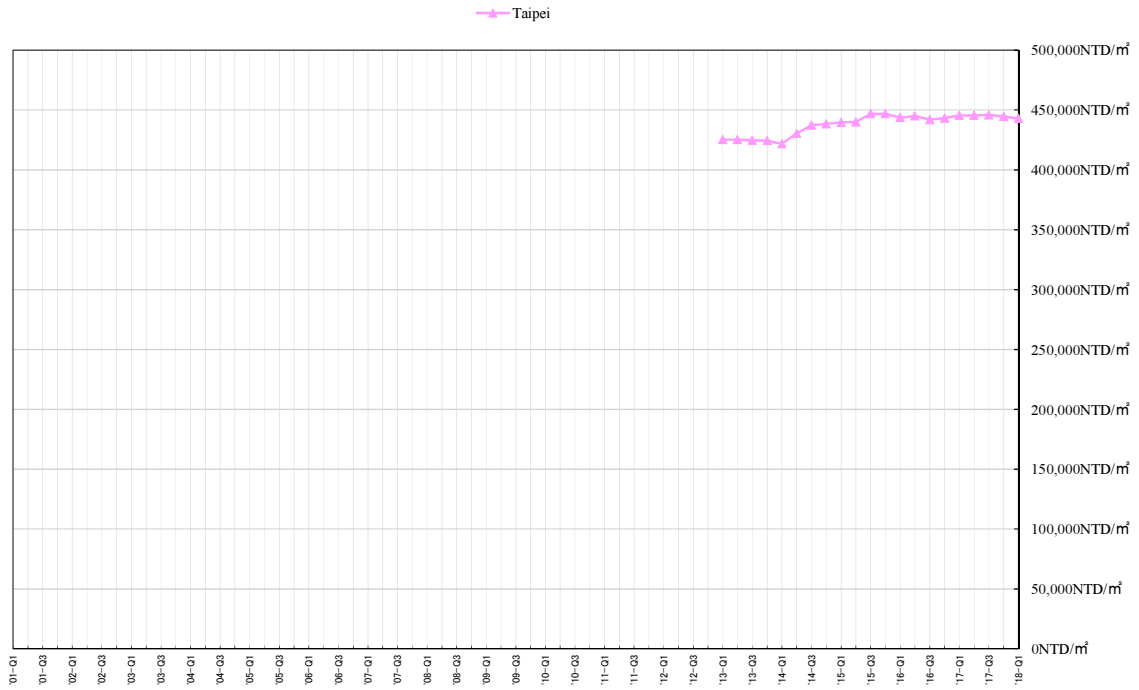


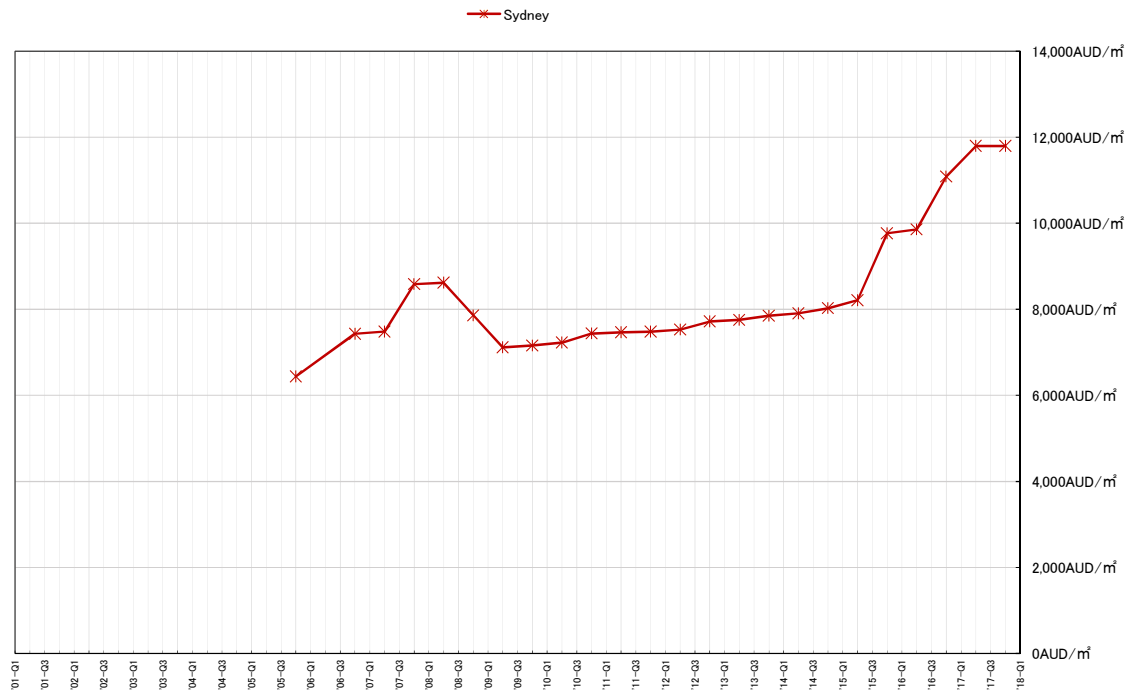
—■— Ho Chi Minh



—▲— Manila







About DAIWA REAL ESTATE APPRAISAL

DAIWA REAL ESTATE APPRAISAL CO., LTD is an all-around consulting firm related to real estate with many license holders including licensed real estate appraisers and architects. We offer various consulting services including real estate appraisal, systematic valuation for property tax, real estate consulting, compensation consultation and architectural engineering including creating engineering reports and soil contamination assessment. DAIWA will help you create new business opportunities.

For further Information, please contact:

DAIWA REAL ESTATE APPRAISAL CO.,LTD.

Kinya Murotsu, Yasuhiro Mori, Takafumi Shimoyama, Arisa Sato

TEL : +81-3-5219-3217 FAX : +81-3-5219-3221

daiwa-opi@daiwakantei.co.jp